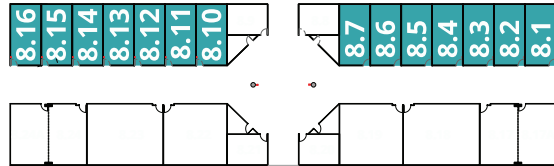








CC8 - Room Type A



Position of doors vary depending on the room. Capacities and dimensions don't vary. The room below is 8.17 and 8.18.
For accurate dimensions and positions of doors, please refer to the DWG file.

32 sqm
Room height: 2,93 m
Capacity 16 pax

-  Emergency exit
-  Fire extinguisher
-  Built-in floor box
-  Telephone line
-  Data/Internet line
-  Power socket 1.2kw

